

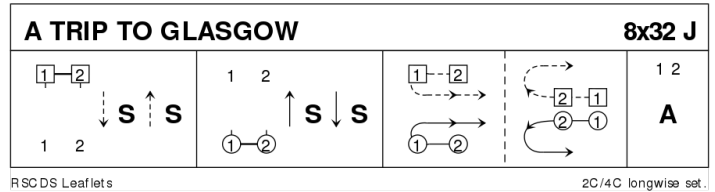
Andrew Nolan Classes on Yaroslavl Spring School 2016

THURSDAY, MAY 5 - MORNING CLASS

1 A TRIP TO GLASGOW J32 · 2/4L

The Leaflet Dances with Music · Crib: MiniCribbs · Diagram: Keith Rose's Diagrams

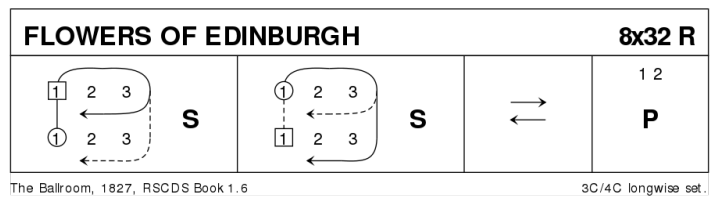
- 1-8 1L+2L advance to partners & set, 1L+2L retire & set
- 9-16 1M+2M repeat bars 1- 8
- 17-24 1s followed by 2s lead down the middle, 2s followed by 1s lead back up 2s casting to original places
- 25-32 1s+2s dance Allemande



2 FLOWERS OF EDINBURGH R32 · 3/4L

RSCDS I 6 · Crib: MiniCribbs · Diagram: Keith Rose's Diagrams

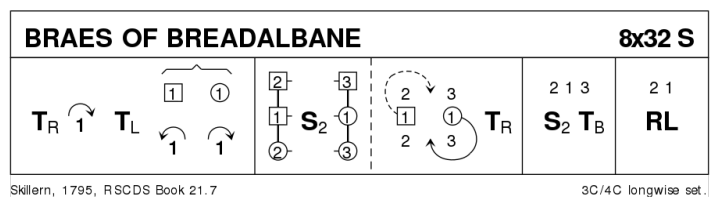
- 1-8 1L followed by partner casts below 3s, 1L crosses & dances up behind Men as 1M dances up centre to 1st places on opposite side & 1s set
- 9-16 1M followed by partner repeat above Fig & set in own places
- 17-24 1s lead down the middle & back
- 25-32 1s+2s dance Poussette. 2 1 3



3 THE BRAES OF BREADALBANE S32 · 3/4L

Skillern: RSCDS XXI 7 · Crib: MiniCribbs · Diagram: Keith Rose's Diagrams

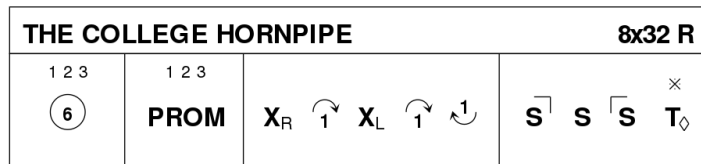
- 1-8 1s turn RH cast 1 place, turn LH & 1L casts up as 1M casts down to form lines of 3 across facing each other
- 9-16 1L+2s & 1M+3s set twice then 1s cast back to 2nd places & turn RH ending on own sides
- 17-24 2s+1s+3s set twice & turn partners 2H
- 25-32 2s+1s dance R&L



4 THE COLLEGE HORNPIPE R32 · 3/4L

Boag (18C): RSCDS XX 12 · Crib: MiniCribs · Diagram: Keith Rose's Diagrams

- 1-8 1s+2s+3s circle 6H round & back
- 9-16 1s+2s+3s Promenade
- 17-24 1s cross RH, cast to 2nd place, cross LH, cast to 3rd place & lead up to face 1st corners
- 25-32 1s dance 'Hello-Goodbye' setting ending with a clap & petronella turn to 2nd places



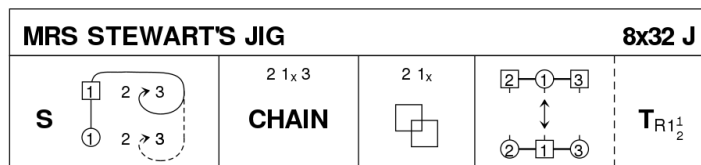
Boag, 1797, RSCDS Book 20.12

3C/4C longwise set.

5 MRS STEWART'S JIG J32 · 3/4L

Frans Ligtmans: RSCDS XXXV 1 · Crib: MiniCribs · Diagram: Keith Rose's Diagrams

- 1-8 1s set, 1L followed by partner casts 2 places, 1L crosses (below 3s) & casts up on Men's side to 2nd place facing down **while** 1M dances round 3L & up the middle to 2nd place Ladies side facing down
- 9-16 2s+1s+3s dance Grand Chain, end with 2M & 1M facing out
- 17-24 2s+1s dance Ladies Chain
- 25-32 2s+1s+3s Adv+Ret for 2 steps & 1s turn 1.1/2 RH to own sides



Frans Ligtmans, 1986, RSCDS Book 35.1

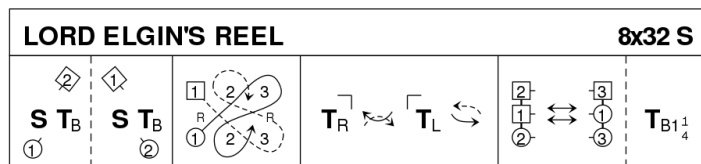
3C/4C longwise set.

FRIDAY, MAY 6 - MORNING CLASS

6 LORD ELGIN'S REEL S32 · 3/4L

RSCDS XXVI 5 · Crib: MiniCribs · Diagram: Keith Rose's Diagrams

- 1-8 1M+2L set & turn 2H, 1L+2M set & turn 2H
- 9-16 1s crossing down RH cast down behind 3s, lead up to top, cross RH & cast to face 1st corners
- 17-24 1s turn 1st corners RH, passing RSh turn 2nd corner LH & pass LSh to end in lines across 1L between 2s & 1M between 3s
- 25-32 Lines Adv+Ret 1 step twice, 1s turn 2H 1.1/4 times to places



RSCDS Book 26.5

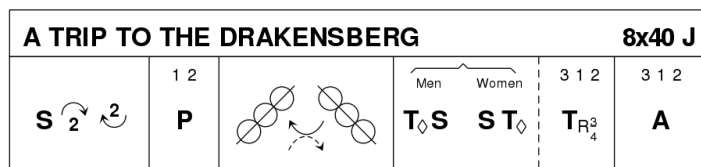
3C/4C longwise set.

7 A TRIP TO THE DRAKENSBERG

J40 · 3/4L

Barbara J. Rendle-Braime: RSCDS XXXVIII 8 · Crib: MiniCrib · Diagram: Keith Rose's Diagrams

- 1-8 1s set, cast 2 places & dance up to top (end with 2s stepping in below 1s)
- 9-16 1s+2s dance Poussette (end with 1s facing 1st corners)
- 17-24 1s dance 1/2 diagonal reel of 4 with 1st corners & dance 1/2 reel with 2nd corners (1s end 2nd place opposite side)
- 25-32 3M+1M+2M petronella turn into centre & set **while** 3L+1L+2L set & petronella turn into centre, all turn partners RH (end in Allemande hold)
- 33-40 3s+1s+2s dance Allemande



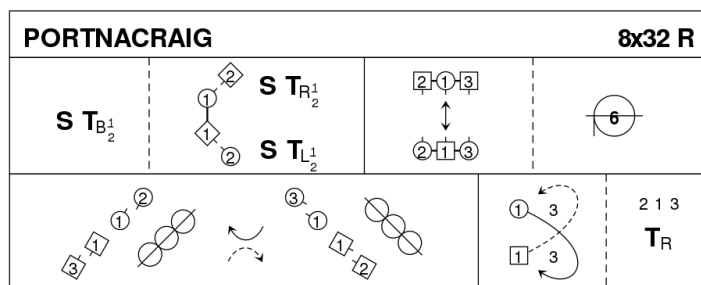
Barbara J Rendle-Braime, RSCDS Book 38. 8

3C/4C longwise set.

8 PORTNACRAIG R32 · 3/4L

Linda C Gaul: RSCDS XXXVI 1 · Crib: MiniCrib · Diagram: Keith Rose's Diagrams

- 1-8 1s set & 1/2 turn 2H to face 2s, set & 1/2 turn 2s (1M+2L turn RH as 1L+2M turn LH) to end in 2nd place on opposite sides
- 9-16 2s+1s+3s Adv+Ret 2 steps & circle 6H round 1/2 way to left
- 17-24 1s dance 1/2 Reels of 4 with 1st corners then 2nd corners to end in 2nd place opposite sides
- 25-32 1s dance 1/2 Fig of 8 round 3s & 2s+1s+3s turn RH



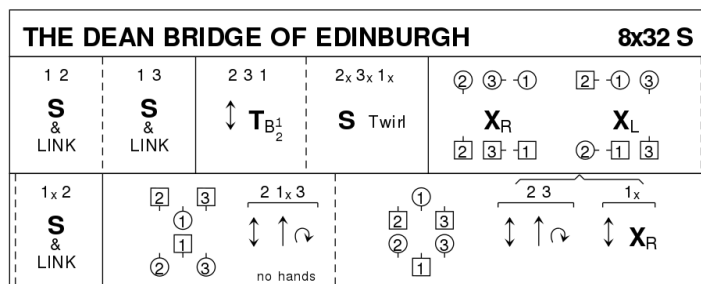
Linda Gaul, 1988, RSCDS Book 36.1

3C/4C longwise set.

9 THE DEAN BRIDGE OF EDINBURGH S32 · 3/4L

Alec Hay: RSCDS XXIII 4 · Crib: MiniCrib · Diagram: Keith Rose's Diagrams

- 1-8 1s+2s Set+Link, 1s+3s Set+Link
- 9-16 2s+3s+1s advance for 1 step & retire, 1/2 turn 2H into centre, set & twirl out to opposite sides
- 17-24 2s+3s+1s dance Grand Chain for 2 hands (2s in 1st pl cross) to end (1)2 3, 1s+2s Set+Link (1s end in double triangle position facing opp sides)
- 25-26 All Adv+Ret (1 step)
- 27-28 All advance 1 step & turn right about
- 29-30 All Adv+Ret (1 step)
- 31-32 1s cross RH as 2s+3s repeat bars 27-28



Alec Hay, RSCDS Book 23.4

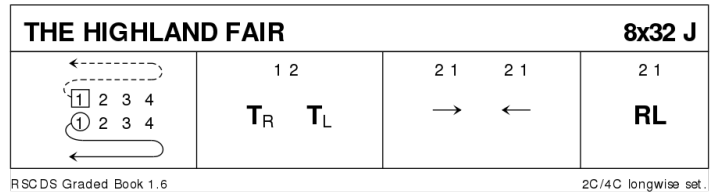
3C/4C longwise set.

FRIDAY, MAY 6 - AFTERNOON CLASS

10 THE HIGHLAND FAIR J32 · 2/4L

RSCDS Graded 6 · Crib: MiniCribbs · Diagram: Keith Rose's Diagrams

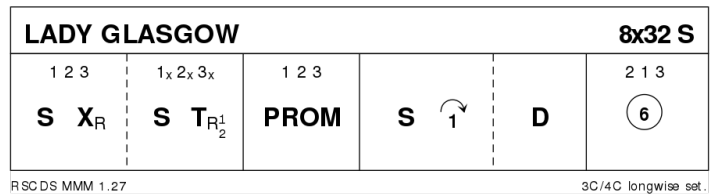
- 1-8** 1s cast, dance down behind own lines, turn outwards & dance back to place
- 9-16** 1s+2s turn partners RH back to place & then turn LH
- 17-24** 1s followed by 2s, lead down the middle & 2s lead back to the top
- 25-32** 2s+1s dance R&L



11 LADY GLASGOW S32 · 3/4L

Miss Milligan's Miscellany of Scottish Country Dances · Crib: MiniCribbs · Diagram: Keith Rose's Diagrams

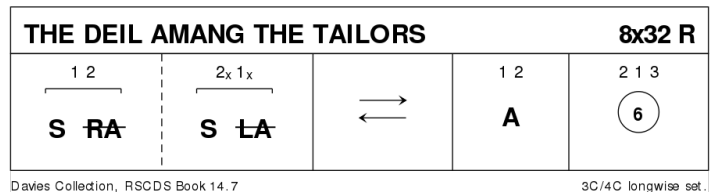
- 1-8** 1s+2s+3s set cross RH, set & 1/2 turn RH into Promenade hold
- 9-16** 1s+2s+3s Promenade
- 17-24** 1s set & cast to 2nd place, 1s dance DoSiDo
- 25-32** 2s+1s+3s circle 6H round & back



12 THE DEIL AMANG THE TAILORS R32 · 3/4L

RSCDS XIV 7 · Crib: MiniCribbs · Diagram: Keith Rose's Diagrams

- 1-8** 1s+2s set & dance RH across 1/2 way, set & dance LH across 1/2 way back to place
- 9-16** 1s lead down the middle & back to top
- 17-24** 1s+2s dance Allemande
- 25-32** 2s+1s+3s circle 6H round & back

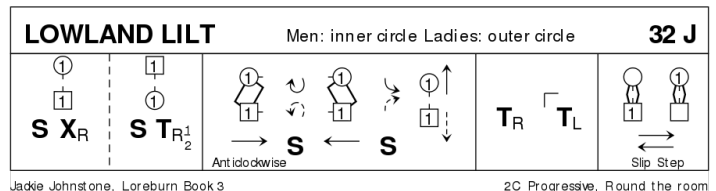


SATURDAY, MAY 7 - MORNING CLASS

13 THE LOWLAND LILT J32 · 1RR

Jackie Johnstone: Loreburn Dances Book Three · Crib: MiniCribbs · Diagram: Keith Rose's Diagrams

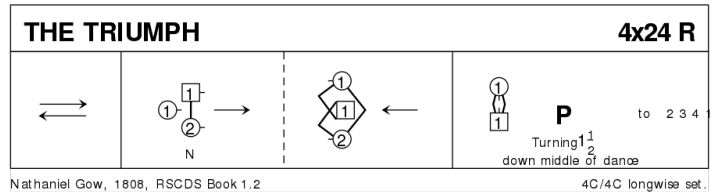
- 1-8** Set to partner, change places RH, set & turn RH to face anticlockwise in Allemande hold
- 9-16** Allemande 2 steps, set turning about to Reverse Allemande hold (retain hold of hands), Allemande 2 steps clockwise, set turning (retain hold of hands) to face partner & fall back to original place
- 17-24** Turn partner RH (4 bars) & turn next partner to left LH (your new partner)
- 25-32** Slip step anticlockwise 8 steps & back to new places facing new partner



14 THE TRIUMPH R24 · 4/4L

Nathaniel Gow: RSCDS I 2 · Crib: MiniCribbs · Diagram: Keith Rose's Diagrams

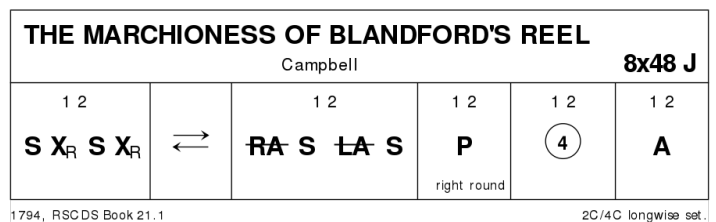
- 1-8** 1s lead down the middle & back to top, 1M presenting 1L to 2M
- 9-16** 1L+2M with nearer hands joined dance down the middle followed by 1M, 1L+2M turn inwards (holding hands) & with crossed arms gives LH to partner, 1M+2M join free hands in arch over Ladies head & all 3 dance up in "Triumph", 2M returns to place
- 17-24** 1s dance special Poussette (1/4 turn, travel, 1/4 turn, 1/4 turn, travel, 1/4 turn, 1/2 turn) down the middle to 4th place as 2s+3s+4s step up



15 THE MARCHIONESS OF BLANDFORD'S REEL J48 · 2/4L

William (18C) Campbell: RSCDS XXI 1 · Crib: MiniCribbs · Diagram: Keith Rose's Diagrams

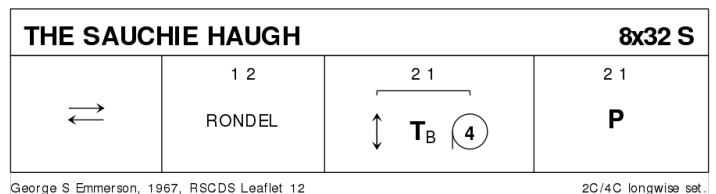
- 1-8** 1s+2s set, cross RH, set & cross back RH
- 9-16** 1s lead down the middle & back to top
- 17-24** 1s+2s dance 1/2 RH across, set, dance 1/2 LH across & set
- 25-32** 1s+2s dance All Round poussette
- 33-40** 1s+2s circle 4H round & back
- 41-48** 1s+2s dance Allemande



16 THE SAUCHIE HAUGH S32 · 2/4L

George S Emmerson: The Leaflet Dances with Music · Crib: MiniCribbs · Diagram: Keith Rose's Diagrams

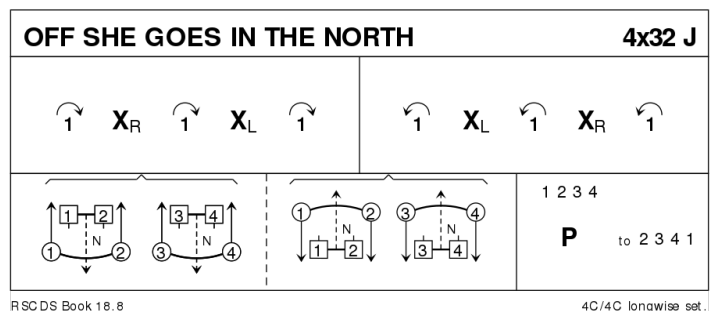
- 1-8** 1s lead down the middle & back (end facing down)
- 9-16** 1s+2s dance the Rondel
- 17-24** 2s+1s Adv+Ret 1 step, turn partners 2H & circle 4H round to left
- 25-32** 2s+1s dance Diamond Poussette



17 OFF SHE GOES IN THE NORTH J32 · 4/4L

RSCDS XVIII 8 · Crib: MiniCribbs · Diagram: Keith Rose's Diagrams

- 1-8** 1s cast 1 place, cross RH, cast down 1 place, cross LH & cast to 4th place
- 9-16** 1s cast up retracing above Fig back to places
- 17-24** 1s+2s also 3s+4s cross (Ladies under Men's arches) & repeat back to places
- 25-32** 1s+2s+3s+4s dance Poussette (1s to 4th place by dancing out to Men's side while other cpls dance out to Ladies side 1 place up)



18 THE TRYSTING PLACE S32 · 2/4L

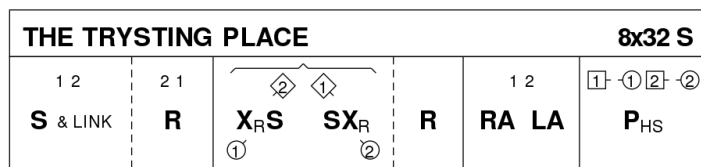
Iain Boyd: RSCDS XXXV 6 · Crib: MiniCribs · Diagram: Keith Rose's Diagrams

1-8 1s+2s Set+Link, Set+Link again back to original places

9-16 1M & 2L cross RH & set **while** 1L & 2M set & cross RH, repeat back to places

17-24 1s+2s dance RH across & LH back to end in line of 4 in middle facing partners (Ladies facing down & Men up)

25-32 1s+2s dance Highland Schottische Poussette :
 1s set HS step with both hands joined dancing out to Men's side **while** 2s set & dance out to Ladies side ending with a 1/4 turn to right
 1s dance HS down Men's side & 2s up Ladies side ending with a 1/4 turn to right
 1s+2s dance HS into centre to reform line of 4 in middle with couples having changed places
 2s+1s 3/4 turn partners 2H to own sides, 1s ending in 2nd place own side



Iain Boyd, 1985, RSCDS Book 35.6

2C/4C longwise set.

19 POLKA COUNTRY DANCE R32 · 2/4L

RSCDS XXXI 4 · Crib: MiniCribs · Diagram: Keith Rose's Diagrams

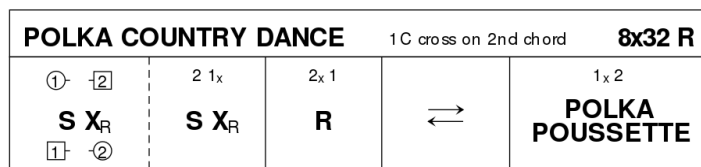
1s start on opp sides

1-8 1s facing 2s on sides set & change places RH, 2s+1s set to partner & cross RH

9-16 2s+1s repeat above Fig

17-24 1s lead down the middle & back to places

25-32 1s+2s dance Polka Poussette (1s end opposite sides to start again)



Mozart Allen, 1880, RSCDS Book 31.4

2C/4C longwise set.

SUNDAY, MAY 8 - AFTERNOON CLASS

20 THE NEW PARLIAMENT HOUSE JIG J64 · 3 trios

John Colville

21 THE GENTLE SHEPHERD J32 · 4/4L

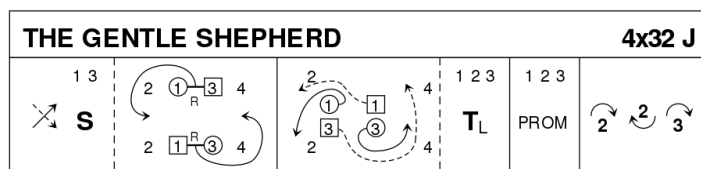
RSCDS XVII 5 · Crib: MiniCribs · Diagram: Keith Rose's Diagrams

1-8 1s lead down 1 pl, cross RH & set to 3s, 1M+3L lead up on Ladies side & into centre as 1L+3M lead down on Mans side into centre

9-16 1M+3L also 3M+1L advance 2 steps down/up & Men lead own partner to original places (by facing out turning round to left), 1s+2s+3s turn LH

17-24 1s+2s+3s Promenade

25-32 1s cast 2 places, lead up the middle to top & cast to bottom



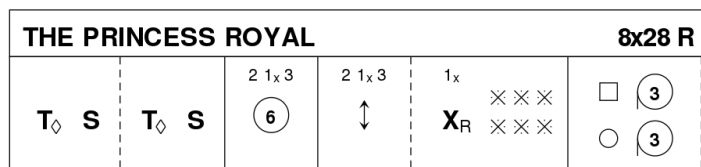
RSCDS Book 17.5

4C/4C longwise set.

22 THE PRINCESS ROYAL R28 · 3/4L

RSCDS II 7 · Crib: MiniCribbs · Diagram: Keith Rose's Diagrams

- 1-8** 1s petronella turn into middle & set, petronella turn to 2nd place opposite sides & set
- 9-16** 2s+1s+3s circle 6H round & back
- 17-24** 2s+1s+3s advance for 2 steps & retire, 1s 1/2 turn RH to own sides & 2s+1s+3s clap 3 times
- 25-28** 2M+1M+3M also 2L+1L+3L circle 3H round to the left on the sides



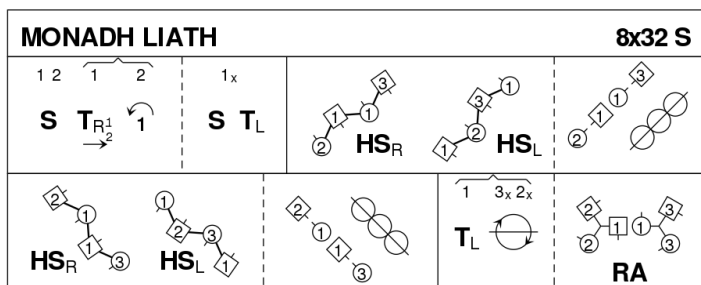
Lowe, 1850, RSCDS Book 2.7

3C/4C longwise set.

23 MONADH LIATH S32 · 3/4L

John Drewry: Bankhead Book Part 6 · Crib: MiniCribbs · Diagram: Keith Rose's Diagrams

- 1-8** 1s+2s set, 1s 1/2 turn RH moving down as 2s cast up, 1s set & turn LH to Bal-in-Line with 1st corners
- 9-12** 1s+1st corners HS Bal-in-Line :
With hands joined as for normal balancing in line all dance 1st bar of Highland schottische with right foot
Centre couple drop left hands & all move to right joining LH with crnrs (under their RH) then drop RH & crnrs join right hands in centre
All repeat HS with left foot & drop hands in centre, all move to left to bring original centre couple into centre to face corners
- 13-16** 1s+1st corners dance 1/2 diagonal reel of 4 1s end ready to Bal-in-Line with 2nd corners
- 17-24** 1s+2nd corners HS Bal-in-Line & dance 1/2 diagonal reel of 4
- 25-32** 1s turn LH in middle to end Lady facing 2s & Man 3s **while** corners dance round clockwise to own corners, 1L+2s & 1M+3s dance RH across



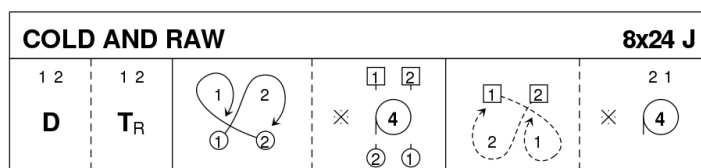
John Drewry, Bankhead Book 6

3C/4C longwise set.

24 COLD AND RAW J24 · 2/4L

RSCDS V 12 · Crib: MiniCribbs · Diagram: Keith Rose's Diagrams

- 1-8** 1s+2s dance DoSiDo & turn partners RH
- 9-16** 1M dances RSh round 2L to 2nd Man's place as 2M dances RSh round 1L ending in 1st Man's place, 1s+2s clap & circle 4H round to left
- 17-24** 1L dances RSh round partner to 2nd lady's place as 2L dances RSh round partner to 1st Lady's place, 2s+1s clap & circle 4H round to left



Playford, 1695, RSCDS Book 5.12

2C/4C longwise set.

MONDAY, MAY 9 - MORNING CLASS

25 THE FERRYBOAT J32 - 1C

Carolyn Hunt: *Let's All Dance* · Crib: *MiniCribs*

- 1-8 All Men Adv+Ret & all circle left
- 9-16 All Ladies Adv+Ret & all circle right
- 17-24 All dance Grand Chain (pass partner RH to start) & face 5th person (new partner) joining both hands
- 25-32 All Slip-Step into centre (2 bars) & back, all turn new partners RH

26 THE RUBY HORNPIPE R32 - 3/3L

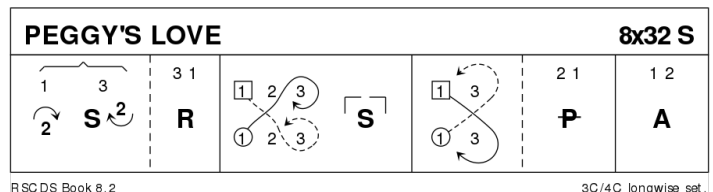
Muriel A Johnstone: *The Merse Collection* · Crib: *Eric Ferguson's SCD Cribs*

- 1- 1c+2c set | ½ RHA ; 1c+3c set | ½ LHA (2x,3x,1)
- 9- 1c dance to top, cross and cast to 3plx, on [16] all step in for
- 17- Inverted 3c Allemande (face down to start) (to 1x,3x,2x)
- 25- All set R {1} and circle 6 ½ L; All turn P RH (2,3,1)

27 PEGGY'S LOVE S32 - 3/4L

RSCDS VIII 2 · Crib: *MiniCribs* · Diagram: *Keith Rose's Diagrams*

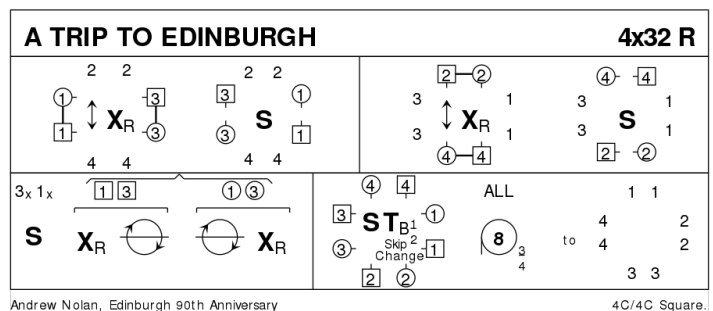
- 1-8 1s cast 2 places **while** 3s set & lead up to top, 3s+1s repeat this Fig
- 9-16 1s cross & dance out between 2s & 3s, cast behind 3s on opposite sides, lead up to 1st corners, set to 1st corner & set to 2nd corner
- 17-24 1s dance down below 3s cross & cast up behind 3s to 2nd places own sides, 2s+1s dance a 1/2 Diamond Poussette
- 25-32 1s+2s dance Allemande



28 A TRIP TO EDINBURGH R32 - 4S

Andrew Nolan: *90 - Twelve anniversary dances celebrating ninety years of RSCDS Edinburgh Branch 6* · Crib: *MiniCribs* · Diagram: *Keith Rose's Diagrams*

- 1-8 1s+3s Adv+Ret. 1M+3L & 1L+3M change places RH turning inwards to face partners. 1s+3s set
- 9-16 2s+4s repeat bars 1-8
- 17-24 1s+3s set. 1L+3L changes places RH, dance clockwise round set to places **while** 1M+3M cast, dance clockwise 1/2 way round, change place RH with partner to finish on Right of partner
- 25-32 All couples set to partners, turn 2H 1/2 way (skip change). All circle 8H round 3/4 to Left



29 THE WILLOW TREE J48 · 8/8L

Hugh Rippon · Crib: Eric Ferguson's SCD Cribs

8C longwise set.

- 1- 1c slip to the bottom ; 1W stays there and 1M+8W slip to the top (all clapping)
- 9- 8M+1W slip to the top ; 1W to own place and 8c slip back to place
- 17-32 1c & 8c strip the willow down (up) the set (other couples finish one place nearer end) to finish in 4+5pl in a circle holding hands in arches (2,3,4,1,8,5,6,7)
- 33- 2c followed by 3c+4c & 7c followed by 6c+5c cast down (up) behind own lines, pass in under the side arches, join NH with P and dance out through the top (bottom) arches to new places
- 41- 1c+8c circle4 and back **while**{8} other cpls make Hullochan swing turns R and L